


Access Scaffolding

NEWSLETTER

March 2010
Autumn



Incorporating
Access Scaffolding Pty Ltd &
The Scaffold Tool & Training Company

Administration Office
64 Garnsworthy Street
Springvale North 3171
(03) 9547 8886

1300 133 922

Dandenong

Geelong

Adelaide



THE
SCAFFOLD
TOOL & TRAINING
COMPANY
1300 551 610

TOOLS

Scaffold Tools
Scaffold Belts
Couplers
Scaffolding Pouches

TRAINING & ASSESS- MENT

Basic Scaffolding
Intermediate Scaffolding
Advanced Scaffolding
Forklift
EWP Operation

SALES & HIRE

Aluminium Scaffold
Steel Scaffold
Maintenance & Repairs

SPOTLIGHT ON GEELONG

Here at Access Scaffolding Geelong (Moolap) we have been delivering friendly reliable service, for close to 10 years. We do free onsite quotes with no obligation and with the largest range of aluminium scaffold in Geelong we can offer the best prices and discounts on our perimeter scaffolds.

Run by Branch Manager Bert Eggens, business has been kept in the family with Bert's two sons Gary and Matthew.

We can perform a wide range of scaffold configurations, these include:

- Mobile & static towers up to 10.2 meters.
- Free standing.
- Stair towers.



Gary & Matthew Eggens
work well as a team

Bert Eggens Branch Manager

We also sell a varying range of planks at very competitive prices.

- Cantilevers (for those hard to reach areas).
- Hung scaffolds (yes we do hung scaffolds even in aluminium).
- Full perimeter scaffold with multi walk through levels.
- Aluminium planks.

Access Scaffolding takes pride in Sponsoring the Grovedale Cricket Club for the past 5 years, and helping out the Australia Day & ANZAC Day Committees with their scaffold and access needs at no cost.

Do you hold an "Old Style" Certificate of Competency?

You will need to transfer to a Licence to Perform High Risk Work

Under the Occupational Health and Safety Regulations 2007, after 30th September 2009 remaining Old Style certificates of competency issued prior to 1995 expired. Anyone still holding an Old Style certificate that has not been transferred to a Licence to Perform High Risk Work must not perform the work on that certificate.

If you currently hold a:

1. National Certificate of Competency, or
2. Old Style Certificate (issued pre-1995), or
3. An interstate issued Licence to Perform High Risk Work (or equivalent).

you may be able to transfer your licence to a Licence to Perform High Risk Work via Australia Post at a cost of \$45.00.

Or, why not complete your Basic, Intermediate or Advanced Scaffolding course automatically upgrades your certificate.

Don't risk a WorkSafe non-compliance if your site is audited.

Refer to article on page 4 "Back to Basics" about WorkSafe inspection visits worksafe.vic.gov.au/highriskwork

SCAFFOLD ERECTION & INSPECTION RECORD LABELS

NEW TO THE Scaffold Tool & Training Company are the Scaffold Erection & Inspection Record labels.

Our PVC UV resistant labels are useful out on the work site:

1. Inexpensive, durable and tough – abrasive, chemical, saltwater and steam resistant, plus waterproof
2. Highly visible and easy to complete details.
3. Secure and semi permanent (not easily removed).

The labels sell individually for a \$1.00 but as a special introductory offer to our Newsletter readers we are offering:

**20 labels for
\$10.00***
that's 50% saving!

Call 1300 551 610 to order

* Valid until 30th April 2010 & prices include GST.

High visibility. PVC labels

Supplied By
THE SCAFFOLD TOOL COMPANY
1300 551 610

www.thescafftoolco.com.au
www.scaffoldtrainingcompany.com.au
www.accessscaffolds.com.au

ST TC

SCAFFOLD ERECTION & INSPECTION RECORD

LOCATION: _____

REF No: _____

DATE ERECTED: _____

REQUESTED BY: _____

BUILT BY: _____
NAME OF COMPETENT PERSON

SIGNATURE: _____

SCAFFOLD TO BE USED FOR

Light Duty 225 Kg

Medium Duty 450 Kg

Heavy Duty 675 Kg

THE ABOVE WEIGHTS ARE FOR ANY ONE WORKING PLATFORM BAY AND INCLUDES MEN AND MATERIALS

DATE	TITLE	SIGNED

CAUTION
THE FOLLOWING HAZARDS SHOULD BE NOTED

Who said training was serious business?

AS IN ALL trades and professions you come across many different characters all of who make their own mark. In the scaffold training industry it is interesting to observe on many occasions people having to work in a team environment when they've only just met. Having a sense of humour on these occasions is a definite positive when communicating. Sometimes a character comes along that stands out from the crowd and on this particular occasion it was **Jay Ferguson**. Jays humour is infectious and has inspired the section: "Scaffold Joke of the Quarter!".



Jay Ferguson enjoying a bit of a laugh

Scaffold Joke of the Quarter!

"If its 90 days between newsletters, when is the next?"

Can you do better than this joke?

It shouldn't be too hard, send us your joke/s to:

kent@thescafftoolco.com.au

for our Winter issue and if it gets printed we will send you a podger ratchet (valued at \$42.00).

Here's a funny story we found on the internet:

The manager of a construction company recently received an urgent phone call from one of his site bosses.

"Chief, we're in trouble," said the site boss.

"It's those two show houses in Princess Road. We removed the scaffolding this morning and both houses fell down!"

"I've told you a hundred times!" stormed the boss.

"Don't take the scaffolding down until you've put the wallpaper up!"

SPECIAL OFFER – Australian Made Scaffolding Podger Hammers

Our scaffolding hammers are made of a **high quality spheroid graphite iron** and are not soft or porous. They are made in Australia especially for The Scaffold Tool & Training Company. As a Newsletter reader you can purchase*:

- Graphite Podger Hammer – \$33 or 2 for \$55**
(after promotion \$44ea)
- Silver or Gold Podger Hammer – \$44 or 2 for \$77**
(after promotion \$49.50ea)

Call 1300 551 610 to place an order


Graphite is a straight cast while the silver and gold have an anodized coating.



Australian Made Podger Hammer available in graphite, silver or gold



* Valid until 30th April 2010 & prices include GST



High Quality Screw Jacks

Are you tired of getting sub-standard products?

We are promoting our new high quality screw jacks that comply with Australian Standards 1576 for just:

\$35.00*

Call 1300 551 610 to place an order

* Price includes GST

Specifications:

- 150mm x 150mm base
- 6mm thick base
- 150mm unthreaded spindal
- 500mm of adjustment
- Fits 48mm tube
- Spinal diameter 32mm
- Max vertical load 3,030kg

Recent Training

Testimonial:

"...Thank you very much Kent, I learnt so much and look forward to using the skills to the best of my ability in the workplace"

Isaac

Scaffold Training is on the move from Springvale to Dandenong from 8th March...

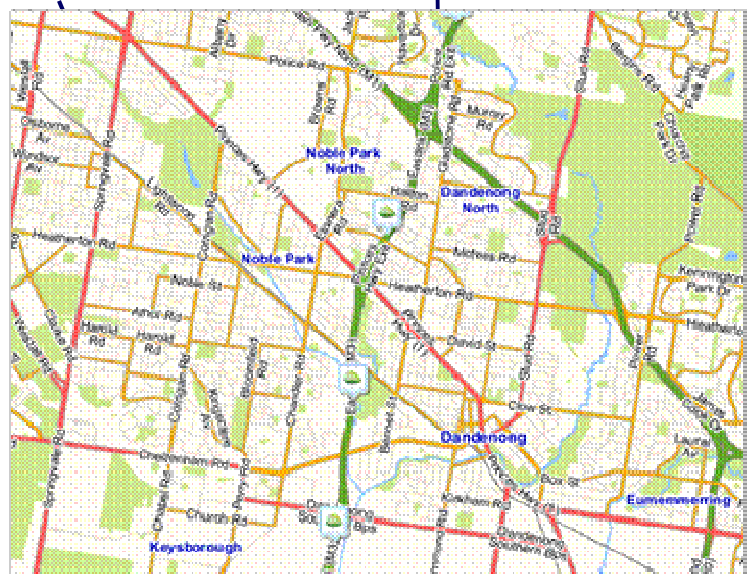
The training venue of The Scaffold Tool & Training Company is relocating it's training facilities from Springvale to the

Access Scaffolding Dandenong Branch
Factory 3, 5 Berends Drive
from the **8th March 2010**.

This benefits our students with a large area of 870m² undercover and 6 meter high roof, perfect for suspended scaffold for advanced training. The training room is modern, air-conditioned and is conveniently located with easy access to EastLink Freeway

FROM: 62 Garnsworthy Street

**TO: Factory 3, 5 Berends Drive
Dandenong South
(Melways Ref: 95 A7)**



BACK TO BASICS – Safety Construction

You might find interesting an article in the October 09 issue of Victoria Building News by Mr Tony Lopez as we did:

‘WorkSafe inspectors are visiting construction sites as part of a three year, state-wide ‘Back to Basics’ campaign.

Inspectors will be enforcing key site safety management issues such as site safety planning, housekeeping and supervision, as well as the requirements of the safety regulations applicable to construction work.

According to WorkSafe: “quality builders rely on planning to deliver all aspects of a job. It gets the job done on time, on budget and safely”.

Is your planning up to scratch? Take a few minutes to go through the following checklist and see how you score on safety planning.

THREE STEPS TO PLAN FOR SAFETY*

1 – Establish the site

Before construction begins, do you:

- Appoint a site supervisor,
- Check that power, water, toilets and fencing are ready to go,
- Prepare a safety plan/ site safety rules and site induction,

- Identify work that will require a Safe Work Method Statement (SWMS),
- Look for any hazards above or below ground,
- Plan vehicle access and parking,
- Plan delivery, storage and disposal areas.

2 – Schedule work and deliveries

When planning work and deliveries, do you schedule the work so that:

- Trades don’t get in each other’s way,
- Trades can access their materials easily,
- Deliveries are unloaded nearest to where they will be used,
- Scaffolds can be used by multiple trades,
- Materials are delivered just in time,
- Regular clean-ups and site walks are conducted.

3 – Prepare site for each trade

Before a new trade starts work, do you:

- Check that the last trade has cleaned up,
- Induct trades before they start work and check their construction induction

cards and licences,

- Ensure that toilets and amenities are clean and ready for use,
- Review site work procedures including SWMS if required,
- Check that each trade has the right equipment for the job and that it’s in good condition,
- Check that they have suitable height access equipment
- Give leading hands your phone number

So how did you score? If you didn’t tick all the boxes, what can you change today to improve the quality of your job?

For other useful tips or advice on planning for safety, take a look at WorkSafe’s Back to Basics – Planning for Safety Worksheets by visiting: worksafe.vic.gov.au/construction.

* Reproduced from WorkSafe Victoria: worksafe.vic.gov.au

If you need further help to improve planning or management of your site safety, a free, no obligation initial OH&S assessment and advisory service is available to small businesses.

To take advantages of these services please contact HIA Safety Services on 1800 650 620.’

Reprinted from Victoria Building News October 09

Public Liability Insurance

Access Scaffolding has increased their public liability insurance to \$20 million to comply with Council Shopping Centre requirements. This allows Access to work in schools and shopping precincts Australia-wide.

If you require a copy of the certificate please do not hesitate to contact our Administration office

1300 551 610

Do you have an aluminium scaffold that requires repair?

We have a dedicated repair depot and will refurbish your aluminium scaffold “cheaper than buying new.”

We can source most parts for most brands or fabricate to match. Manufacture and repairs are located at

Factory 4,
22-26 Bald Hill Road,
Pakenham, 3810
Melway Ref: 317 F10

Call
Ken Blackburn
for an
obligation free quote.
0438 440 517